






TUBULAR


| | |
|--------------|-----------------|
| Item code | 86.S001.1321.01 |
| Product type | Indoor |
| Category | Pendants |
| Family | TUBULAR |


Pictograms


220
240 V


850°


CRI
80



On
Off


DALI

IP
20

50000h
L80B10

Scheme

| | |
|----------------------------|---------------|
| Product | |
| Real power (W) | 7 |
| Real luminous flux (Lm) | 630 |
| Luminous efficiency (Lm/W) | 90 |
| Beam angle (°) | 24 |
| Life time (h) | 50000h L80B10 |
| IP | 20 |
| Chip Brand | Philip |
| Control gear | ON-OFF |
| Colour temperature (K) | 3000 |
| Colour consistency (SDCM) | SDCM3 |
| CRI | 80 |



Photometry

